




Snap-on mountings



Snap-on mounting for tube-, plug-in, protection- and tariff transformers	
For use with MBS current transformers	Art.-no.
ASR 22.3; ASK 21.3; 31.3; 318.3; 41.3; WSK 30	53011
ASK 31.4	54011
ASK 31.5; WSK 40 N	55011
ASK 41.4; 412.4; WSK 40	55012
ASR 14.3; 20.3; 201.3	55013
ASR 21.3; ASK 205.3	55014

Copper tubes




Copper tube				
Length	Outside Ø	Inner Ø	Max. current	Art.-no.
34	22.5	16.5	600 A	52011
36	22.5	16.5	600 A	52012
different lengths available upon request				
34	22.5	12.5	600 A	52021
36	22.5	12.5	600 A	52022
different lengths available upon request				
34	22.5	8.5	600 A	52031
36	22.5	8.5	600 A	52032
different lengths available upon request				
32	21	12.5	600 A	52041
34	21	12.5	600 A	52042
different lengths available upon request				
32	21	8.5	600 A	52051
34	21	8.5	600 A	52052
different lengths available upon request				

Mounting angle for 3-phase current transformer set



Mounting angle for triple set (2 pcs) plug-in, protection- and tariff transformers	
For use with MBS current transformers	Art.-no.
ASK 421.4; 41.4; 412.4; WSK 40; WSK 40 N	59037
ASK 41.5	59082

Mounting kit



Mounting kit	
Screw M 12 x 40	Art.-no.
with voltage taps M5	59026
with voltage taps M5 and locking piston bus bar 30 mm	59027
with voltage taps M5 and locking piston bus bar 40 mm	59030
with voltage taps M5 and locking piston bus bar 50 mm	59081
standard	59028
standard with locking piston bus bar 30 mm	59029
standard with locking piston bus bar 40 mm	59030A
standard with locking piston bus bar 50 mm	59080

Secondary cap



Secondary cap
Art.-no.
53016

Locking pistons



	Dimensions [mm]			Art.-no.
	30 x 6	30 x 8	30 x 10	
copper bus bar	30 x 6	30 x 8	30 x 10	59035
copper bus bar	40 x 6	40 x 8	40 x 10	59036
copper bus bar	50 x 6	50 x 8	50 x 10	59048


Sealed shutters




Sealed shutter for tube-, plug-in, protection- and tariff current transformers	
For use with MBS current transformers	Art.-no.
ASR 22.3; ASK 21.3; 31.3; 318.3; 41.3; 103.3 (2x); 123.3 (2x)	59040
ASK 31.4; 31.5; 421.4; 41.4; 412.4; WSK 40; 60; WSK 40 N; KSU	59041
ASK 541.4; 51.4; 561.4; 61.4; 63.4; 63.6; 81.4; 101.4	59042
ASK 105.6; 105.6N; 127.4; 127.6; 128.4; 129.10	59042
WSK 70.6	59043
ASK 31.6; 41.6; 51.6; 61.6	59044
WSK 31.5	59045

Copper bus bars

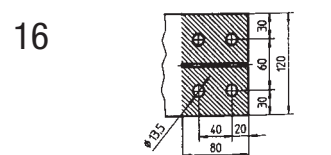
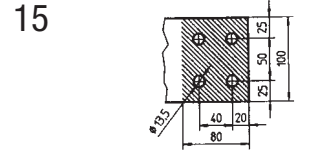
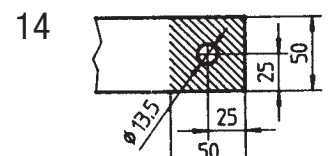
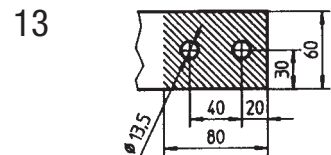
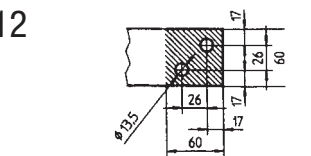
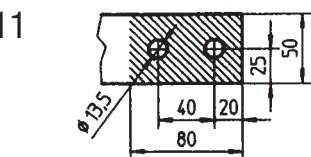
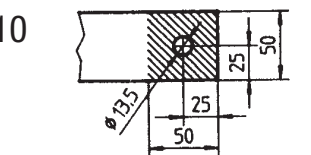
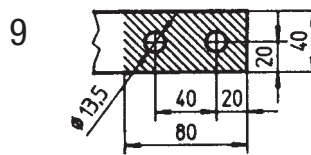
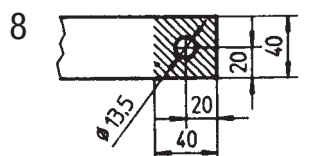
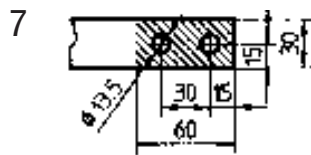
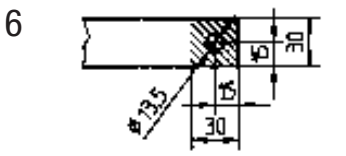
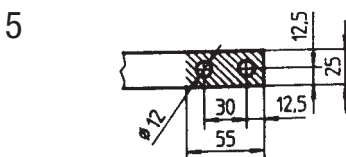
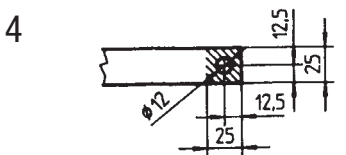
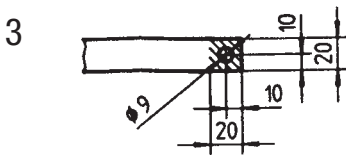
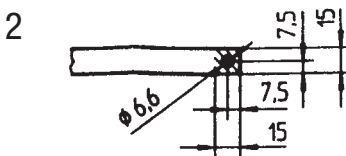
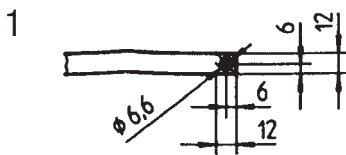
galvanically nickel-plated



Copper bus bar for current transformers for industrial applications



Copper bus bar for current transformers for tariff applications



Material E-CU copper plated acc. to DIN 46433

Copper bus bars

Art.-no.	Configuration	Bores	Length	Width	Thickness	Max. current
020060170B003I	industry	3	170	20	6	300 A
020060170B003IO	w/o screws	3	170	20	6	300 A
030060130B006I	industry	6	130	30	6	300 A
030060130B006E	energy supplier	6	130	30	6	300 A
030060130B006IO	w/o screws	6	130	30	6	300 A
030060140B006I	industry	6	140	30	6	300 A
030060140B006E	energy supplier	6	140	30	6	300 A
030060140B006IO	w/o screws	6	140	30	6	300 A
030080130B006I	industry	6	130	30	8	400 A
030080130B006E	energy supplier	6	130	30	8	400 A
030080130B006IO	w/o screws	6	130	30	8	400 A
030080160B006I	industry	6	160	30	8	400 A
030080160B006E	energy supplier	6	160	30	8	400 A
030080160B006IO	w/o screws	6	160	30	8	400 A
030100130B006I	industry	6	130	30	10	750 A
030100130B006E	energy supplier	6	130	30	10	750 A
030100130B006IO	w/o screws	6	130	30	10	750 A
030100140B006I	industry	6	140	30	10	750 A
030100140B006E	energy supplier	6	140	30	10	750 A
030100140B006IO	w/o screws	6	140	30	10	750 A
030100160B006I	industry	6	160	30	10	750 A
030100160B006E	energy supplier	6	160	30	10	750 A
030100160B006IO	w/o screws	6	160	30	10	750 A
040060140B008I	industry	8	140	40	6	500 A
040060140B008E	energy supplier	8	140	40	6	500 A
040060140B008IO	w/o screws	8	140	40	6	500 A
040060160B008I	industry	8	160	40	6	500 A
040060160B008E	energy supplier	8	160	40	6	500 A
040060160B008IO	w/o screws	8	160	40	6	500 A
040100140B008I	industry	8	140	40	10	800 A
040100140B008E	energy supplier	8	140	40	10	800 A
040100140B008IO	w/o screws	8	140	40	10	800 A
040100160B008I	industry	8	160	40	10	800 A
040100160B008E	energy supplier	8	160	40	10	800 A
040100160B008IO	w/o screws	8	160	40	10	800 A
050100140B010I	industry	10	140	50	10	1000 A
050100140B010E	energy supplier	10	140	50	10	1000 A
050100140B010IO	w/o screws	10	140	50	10	1000 A
050100180B010I	industry	10	180	50	10	1000 A
050100180B010E	energy supplier	10	180	50	10	1000 A
050100180B010IO	w/o screws	10	180	50	10	1000 A
050100220B011I	industry	11	220	50	10	1000 A
050100220B011E	energy supplier	11	220	50	10	1000 A
050100220B011IO	w/o screws	11	220	50	10	1000 A
060100180B012I	industry	12	180	60	10	1200 A
060100180B012E	energy supplier	12	180	60	10	1200 A
060100180B012IO	w/o screws	12	180	60	10	1200 A
060100220B013I	industry	13	220	60	10	1200 A
060100220B013E	energy supplier	13	220	60	10	1200 A
060100220B013IO	w/o screws	13	220	60	10	1200 A
080100240B014I	industry	14	240	80	10	1500 A
080100240B014E	energy supplier	14	240	80	10	1500 A
080100240B014IO	w/o screws	14	240	80	10	1500 A
100100240B015I	industry	15	240	100	10	2000 A
100100240B015E	energy supplier	15	240	100	10	2000 A
100100240B015IO	w/o screws	15	240	100	10	2000 A

Primary bus bars – delivery content:

energy suppliers = with 1 off each mounting kit, nos. 59026 and 59028

industry = with 2 mounting kits, no. 59028

w/o = without screws

additional lengths and special bores upon request.